

South Carolina VFC Immunization Program VTMC Vaccine Temperature Monitoring Cloud

Presented by Steve Wick

Control Solutions

(888) 311-0636

User Dashboard

for

Control Solutions VTMC



Control Solutions, Inc.
888-311-0636

https://vtmc.ameri-pharma.com

Save As "Favorite"



Control Solutions, Inc.
888-311-0636

Control Solutions
Vaccine Temperature Monitoring Cloud
888-311-0636

Login

EMAIL ADDRESS

PASSWORD

[Forgot your password? Reset Password](#)

Reset Password

Default Password: Example BBrown123

First character of first name CAPITAL

First character of last name CAPITAL, remaining letters lower case

123



Your password has expired. Please change it.

Change My Password

Change password for:

Bryantar@dhec.sc.gov

CURRENT PASSWORD:*

Choose a new password

PASSWORD:*

Choose a password that is more than 8 characters long

PASSWORD CONFIRMATION:*

Enter the password again to confirm

CHANGE MY PASSWORD NOW

After First time Log-in, system will ask you to reset your PASSWORD

South Carolina VTMC User Dash Board



Control Solutions, Inc.
888-311-0636

Glennville

Zone	Type	Alert Status	Time Outside Limits	Last Upload	Inspections
292118FZ	Freezer	1 Non-Reset User Alert	L: 7m - H: 10h 0m	05/22/17 08:34 to 05/30/17 08:34	12
292118RG	Refrigerator	No Open User Alerts	L: 2m - H: none	03/20/17 08:06 to 03/27/17 08:06	8 (-1)

User dashboard display will only include locations that have been assigned to them.

South Carolina VTMC User Dash Board



Control Solutions, Inc.
888-311-0636

Inspections

 12

 8 (-1)

 12

Inspection Marks,
Green Check indicates provider has performed 100%

 8 (-1)

Yellow Warning, indicates provider has performed 90%

Red Alert, indicates provider has performed less than 80%

South Carolina VTMC User Dash Board



Control Solutions, Inc.
888-311-0636

Inspections



List last 30 downloaded reports

File Upload Report



Georgia DOH » Appling » 292101FZ

SELECT ZONE:

Appling - 292101FZ

GET REPORT

Upload Time	File Starts	Readings	Inspection Marks	Data Start Time	Data End Time	Action
May 30 2017 08:28:56	119	1864	✓ 10	May 22 2017 14:06:20	May 30 2017 08:24:20	Certified
May 22 2017 14:04:52	118	1724	✓ 10	May 15 2017 09:42:12	May 22 2017 14:00:12	Certified
May 15 2017 09:35:18	117	1684	✓ 9	May 08 2017 09:11:18	May 15 2017 09:29:18	Certified
May 08 2017 09:08:02	116	1673	✓ 10	May 01 2017 09:53:26	May 08 2017 09:05:26	Certified
May 01 2017 09:46:58	115	1450	✓ 8	Apr 25 2017 08:50:30	May 01 2017 09:44:30	Certified
Apr 25 2017 08:42:20	114	1927	✗ 10	Apr 17 2017 08:03:38	Apr 25 2017 08:39:38	Certify Inspections

Opens on-line temperature log

South Carolina VTMC User Dash Board



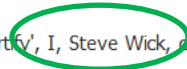
Control Solutions, Inc.
888-311-0636

Certify Inspection Marks

292101FZ » 10 Inspections Marks » Uploaded Apr 25 2017 08:42:20



By clicking 'Certify', I, Steve Wick, certify that the below temperature log data is accurate to the best of my knowledge.



Serial Number	Zone	Zone Type	Time of Inspection	Value at Inspection
1060018277	292101FZ	Freezer	Mon, Apr 17 2017 15:57	-24.5°C
			Tue, Apr 18 2017 08:27	-24.6°C
			Tue, Apr 18 2017 16:09	-24.4°C
			Wed, Apr 19 2017 07:45	-26.0°C
			Wed, Apr 19 2017 16:51	-25.6°C
			Thu, Apr 20 2017 07:57	-25.9°C
			Thu, Apr 20 2017 16:51	-25.6°C
			Fri, Apr 21 2017 09:03	-25.8°C
			Fri, Apr 21 2017 16:45	-25.6°C
			Tue, Apr 25 2017 07:45	-26.0°C

Certified by provider logged in

South Carolina VTMC User Dash Board



Control Solutions, Inc.
888-311-0636

Glennville

Zone	Type	Alert Status	Time Outside Limits	Last Upload	Inspections
292118FZ	Freezer	1 Non-Reset User Alert	L: 7m - H: 10h 0m	05/22/17 08:34 to 05/30/17 08:34	12
292118RG	Refrigerator	No Open User Alerts	L: 2m - H: none	03/20/17 08:06 to 03/27/17 08:06	8 (-1)

» Actionable User Alerts



Control Solutions, Inc.
888-311-0636

[View All User Alerts](#) | [View Active User Alerts](#) | [View Non-Reset User Alerts](#) | [View Open User Alerts](#) | [View Closed User Alerts](#)

Active Alerts

Alert ID	Location	Zone	Alert	Alert Occured	Alert Acked	System Reset	Docs Recorded	Alert Closed
----------	----------	------	-------	---------------	-------------	--------------	---------------	--------------

No Active User Alerts are currently available.

Non-Reset Alerts

Alert ID	Location	Zone	Alert	Alert Occured	Alert Acked	System Reset	Docs Recorded	Alert Closed	Action
881	Glennville	292118FZ	Temp above value: -15.0 °C	about 12 hours ago May 30 2017 06:10:00	✓	✗	✗	✗	
671	Appling	292101FZ	Temp above value: -15.0 °C	7 months ago Oct 31 2016 06:30:00	✓	✗	✗	✗	
152	Peach Street	Sherris Desk	Temp below value: 35.0 °F	over 1 year ago Nov 20 2015 11:45:00	✓	✗	✗	✗	

Open Alerts (showing 10 most recent of 100)

Alert ID	Location	Zone	Alert	Alert Occured	Alert Acked	System Reset	Docs Recorded	Alert Closed	Action
880	Glennville	292118FZ	Temp above value: -15.0 °C	1 day ago May 29 2017 04:10:00	✓	✓	+	✗	
879	Glennville	292118FZ	Temp above value: -15.0 °C	1 day ago May 29 2017 00:40:00	✓	✓	✗	✗	

Provider must Acknowledge Alert, then enter Doc's or CAR information

[Spyglass openings detail alert information](#)

User Alert Details



Control Solutions, Inc.
888-311-0636

View Actionable User Alerts | View All User Alerts | View Active User Alerts | View Non-Reset User Alerts | View Open User Alerts | View Closed User Alerts

ALERT ID 880
 USER ALERT Temperature running critically above alert value of: -15.0 °C
 LOCATION Glennville » 292118FZ » CTEMP
 DETECTED 1 day ago - May 29 2017 04:10:00
 REPORTED about 9 hours ago - May 30 2017 08:34:21
 SEVERITY CRITICAL

Step 1: Acknowledged Step 2: Reset Step 3: Document Step 4: Close

Alert Process

Step	User	Comment/Documentation	Noted
Acknowledgement		Alert Acknowledged by VTMC System	about 9 hours ago May 30 2017 08:34:22
Alert Reset		Alert Reset and returned to normal operation by VTMC System	about 9 hours ago May 30 2017 08:34:22
Issue Found	steve@control-solutions-inc.com	Door was left opened during inventory Bob Smith	less than a minute ago May 30 2017 17:47:56
Alert Reason	steve@control-solutions-inc.com	Contacted State or Local Health Dept	less than a minute ago May 30 2017 17:47:56
Alert Reason	steve@control-solutions-inc.com	Inventory in Quarantine	less than a minute ago May 30 2017 17:47:56

Users Notified

User	Type/Address/Number	Attempt Number	Time Attempted
C.Summerford- EMAIL	Carolyn.Summerford@dph.ga.gov	1	Tue, May 30 2017 08:34

South Carolina VTMC User Dash Board



Control Solutions, Inc.
888-311-0636

Step 3: Document User Alert

ALERT ID	880
USER ALERT	Temperature running critically above alert value of: -15.0 °C
LOCATION	Glennville » 292118FZ » CTEMP
DETECTED	1 day ago - May 29 2017 04:10:00
REPORTED	about 9 hours ago - May 30 2017 08:34:21

COMMENT/DOCUMENTATION

Enter text information

DOCUMENT ALERTCANCEL

Document the issues found and corrective actions taken in the space above. More than one record can be attached to a single alert before it is closed. For auditing reasons these records cannot be changed once entered. If there is an error, additional records can be entered to correct mistakes.

ALERT REASONS

- Contacted State or Local Health Dept
- Contacted Vaccine Manufacturer(s)
- Defrost Cycle
- Door Left Open/Ajar
- Freezer Failure
- Inventory Change
- Inventory in Quarantine
- Label Vaccine Inventory "DO NOT USE"
- Monthly Maintenance
- Not Enough Water Bottles/Ice Packs
- Power Failure
- Thermometer Inappropriately Located
- Tripped Circuit Breaker
- Unit is Too Full, Blocking Airflow
- Unit Unplugged
- Validation Activity











Select as many reason necessary

South Carolina VTMC User Dash Board



Control Solutions, Inc.
888-311-0636

Glennville

Zone	Type	Alert Status	Time Outside Limits	Last Upload	Inspections
 292118FZ	Freezer	  1 Non-Reset User Alert	L: 7m - H: 10h 0m	 05/22/17 08:34 to 05/30/17 08:34	 12
 292118RG	Refrigerator	  No Open User Alerts	L: 2m - H: none	 03/20/17 08:06 to 03/27/17 08:06	 8 (-1)

Opens Day over Day Report

Selecting Day /
month will open
Zone Detail Chart

Mon, Sep 14	37.7	40.5	42.4	42.4	38.0	35.2	33.2	34.9	42.4	41.2	40.7	38.4	37.7	37.1	36.2	34.5	35.8	34.6	33.7	37.6	40.3	42.1	42.1	37.6
Sun, Sep 13	35.9	39.2	41.3	42.0	37.8	34.8	32.9	33.0	37.2	39.8	41.8	41.1	36.8	34.3	32.6	33.4	37.6	40.2	42.1	39.9	38.3	36.3	34.2	33.7
Sat, Sep 12	41.7	41.9	38.9	37.3	34.8	33.0	32.5	36.6	39.4	41.3	42.1	38.0	35.0	33.0	32.5	36.5	39.4	41.4	41.7	37.5	35.7	35.7	33.7	32.4
Fri, Sep 11	35.9	33.7	32.2	33.2	37.7	40.2	41.8	42.5	38.3	37.8	36.4	34.7	33.0	33.0	37.3	40.0	41.7	41.9	37.6	34.8	33.0	33.3	37.4	39.9
Thu, Sep 10	38.3	40.7	42.4	41.9	37.3	36.9	35.1	33.2	33.6	38.7	42.0	43.3	40.3	37.6	36.8	34.6	33.9	34.8	33.6	37.6	40.8	42.6	43.7	39.7
Wed, Sep 09	33.9	35.0	35.9	40.1	42.1	43.6	42.8	37.5	35.4	35.2	34.6	33.9	34.4	36.6	35.2	35.4	40.3	42.6	43.7	40.1	36.5	34.3	32.8	34.0
Tue, Sep 08	43.4	42.4	38.1	35.5	35.9	39.8	41.9	43.0	41.7	41.3	38.6	36.3	35.6	36.3	36.8	38.0	35.4	36.8	41.0	42.9	44.2	40.2	36.5	34.5
Mon, Sep 07	40.0	42.8	44.1	40.4	37.7	36.0	34.8	37.0	41.2	43.5	43.0	39.1	37.0	35.6	34.6	38.1	41.9	44.0	41.6	38.1	36.0	35.1	38.9	41.8
Sun, Sep 06	34.9	39.1	42.0	43.9	42.0	38.3	36.3	34.8	37.0	40.9	43.2	43.6	39.6	37.1	35.5	34.8	38.9	42.1	44.1	41.4	38.2	36.5	35.2	35.5
Sat, Sep 05	38.0	41.4	43.2	44.5	41.6	38.0	35.9	34.6	37.9	41.1	43.0	43.9	40.2	37.2	35.4	34.9	38.9	41.9	43.8	42.4	40.5	38.8	36.8	35.4
Fri, Sep 04	39.0	38.5	36.3	34.6	35.7	39.0	41.1	42.6	40.9	39.5	37.6	35.8	38.2	37.3	35.7	36.0	37.8	41.8	43.4	44.1	41.1	39.8	37.0	35.3
Thu, Sep 03	36.8	35.6	34.9	38.8	41.6	43.0	43.9	40.7	41.7	44.0	41.2	38.8	37.3	39.6	38.6	39.0	38.1	36.6	35.3	36.6	40.1	42.1	43.5	41.2
Wed, Sep 02	41.4	38.7	37.2	36.0	37.1	40.2	41.8	43.1	41.4	40.5	41.3	39.9	39.9	41.2	39.3	37.9	36.7	37.7	40.3	43.7	45.3	45.8	41.6	38.5
Tue, Sep 01								43.0	43.0	44.1	43.0	41.6	41.5	40.9	40.9	41.2	40.2	41.3	39.3	37.6	37.9	41.2	43.0	44.0
Mon, Aug 31	42.9	40.2	37.0	35.0	35.6	39.4	41.7	42.5	41.5	43.0	42.0													
Sun, Aug 30	35.7	39.2	42.0	43.5	40.5	37.4	35.4	36.5	40.2	42.5	42.5	39.9	38.7	36.4	34.8	36.5	40.2	42.5	41.9	38.2	35.9	34.7	38.0	41.1
Sat, Aug 29	42.1	42.6	38.8	36.1	36.1	39.7	41.9	43.1	39.6	36.6	35.3	38.4	41.2	43.0	40.7	38.1	37.8	35.9	38.2	41.4	43.4	42.6	38.8	36.4
Fri, Aug 28	39.8	41.8	42.8	40.6	39.3	36.6	36.6	39.9	42.2	41.2	39.4	37.8	36.9	36.7	36.1	36.8	40.0	42.2	43.1	40.3	39.1	36.4	36.4	39.8
Thu, Aug 27	36.4	34.6	34.1	37.3	39.4	40.9	41.9	40.3	40.4	41.4	41.2	41.5	40.6	39.9	37.9	36.3	35.5	38.6	41.3	42.8	40.0	37.3	35.6	36.8
Wed, Aug 26	35.3	34.7	34.4	34.5	38.0	40.1	41.6	41.7	39.6	39.4	38.2	37.3	36.0	36.9	37.2	37.1	38.0	35.6	34.4	37.3	39.7	41.2	42.1	39.1
Tue, Aug 25	40.5	36.6	34.3	34.9	38.3	40.1	41.4	42.0	40.5	40.1	39.5	38.5	39.5	37.4	37.1	36.6	35.6	35.0	34.9	38.1	40.7	42.4	41.0	37.4

Displays hourly averages
 Dark Blue Low Alarm..Light Blue low warning
 Dark Red High Alarm..Orange High Warning
 Green Normal Temperature



South Carolina VTMC User Dash Board

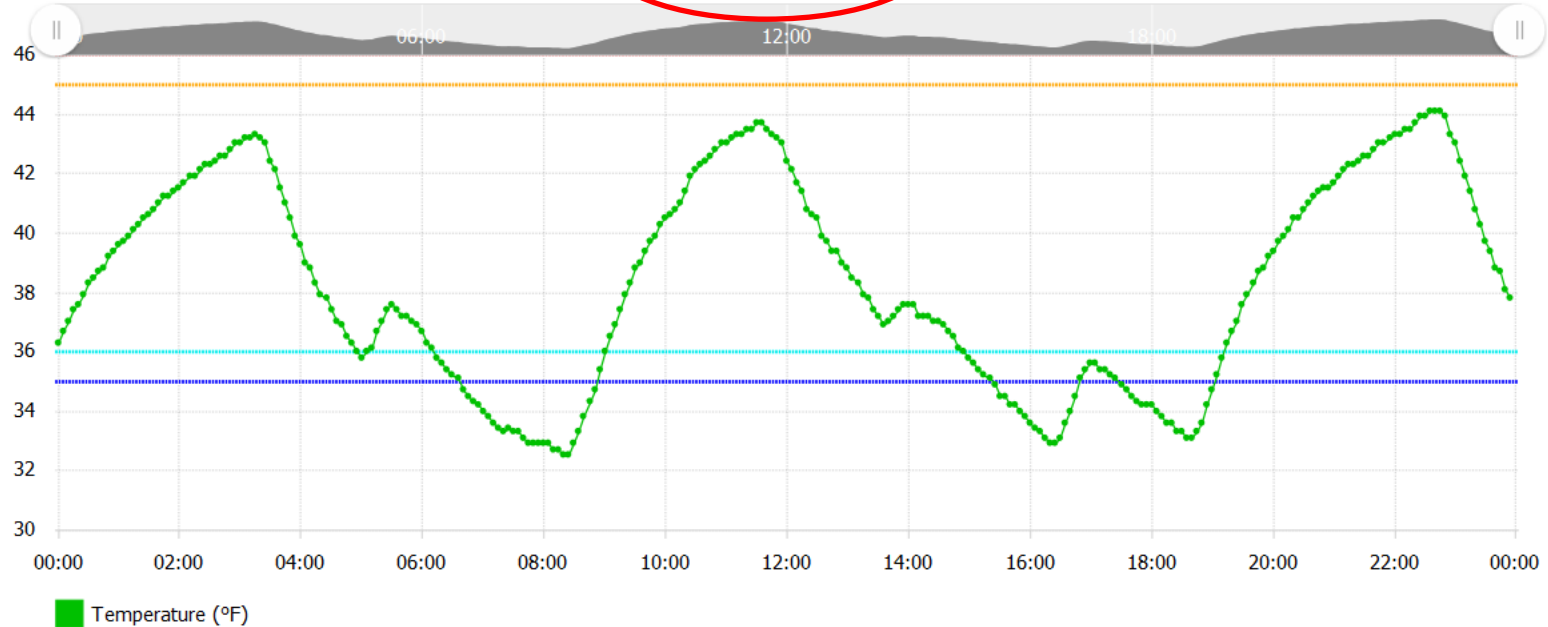


Control Solutions, Inc.
888-311-0636

Zone Details Chart

Georgia DOH » Peach Street » Kaleishas Desk » Thu, Sep 10, 2015

SELECT ZONE: Peach Street - Kaleishas Desk SELECT DATE: 09/10/2015 DAYS: 1 GET REPORT GET PREVIOUS GET NEXT



Temperature Statistics

Start: 00:00	Below Alert: 5h 15m	Above Alert: 0m	Rdgs: 288	Max: 44.1°F at 22:35
End: 00:00	Below Caution: 7h 5m	Above Caution: 0m	Avg: 38.31°F	Min: 32.5°F at 08:20